



US00D809518S

(12) **United States Design Patent**  
**Tamilow et al.**

(10) **Patent No.:** **US D809,518 S**

(45) **Date of Patent:** **\*\* Feb. 6, 2018**

(54) **SHEATH FOR DUAL POWER/DATA PACK WITH WRIST COMPUTER/PHONE**

D766,247 S *	9/2016	Burmester	.....	D14/440
D772,882 S *	11/2016	Paschke	.....	D14/440
D798,302 S *	9/2017	Burmester	.....	D14/440
D800,732 S *	10/2017	Dang	.....	D14/440
D801,342 S *	10/2017	Tur	.....	D14/440

(71) Applicants: **Robert Tamilow**, Richmond, CA (US);  
**Louis Tamilow**, Richmond, CA (US)

\* cited by examiner

(72) Inventors: **Robert Tamilow**, Richmond, CA (US);  
**Louis Tamilow**, Richmond, CA (US)

*Primary Examiner* — Cynthia Underwood

(\*\*) Term: **15 Years**

(74) *Attorney, Agent, or Firm* — Steven A. Nielsen;  
www.NielsenPatents.com

(21) Appl. No.: **29/594,364**

(57) **CLAIM**

(22) Filed: **Feb. 17, 2017**

The ornamental design for a sheath for dual power/data pack with wrist computer/phone, as shown and described.

(51) **LOC (11) Cl.** ..... **14-02**

**DESCRIPTION**

(52) **U.S. Cl.**  
USPC ..... **D14/440**

(58) **Field of Classification Search**  
USPC .... D14/440, 250, 447, 426, 330; 206/45.23,  
206/320, 45.2; 361/679.55; 294/25  
CPC ..... G06F 1/1628; G06F 1/1626; G06F 1/669;  
A47B 23/044; H04B 1/3888  
See application file for complete search history.

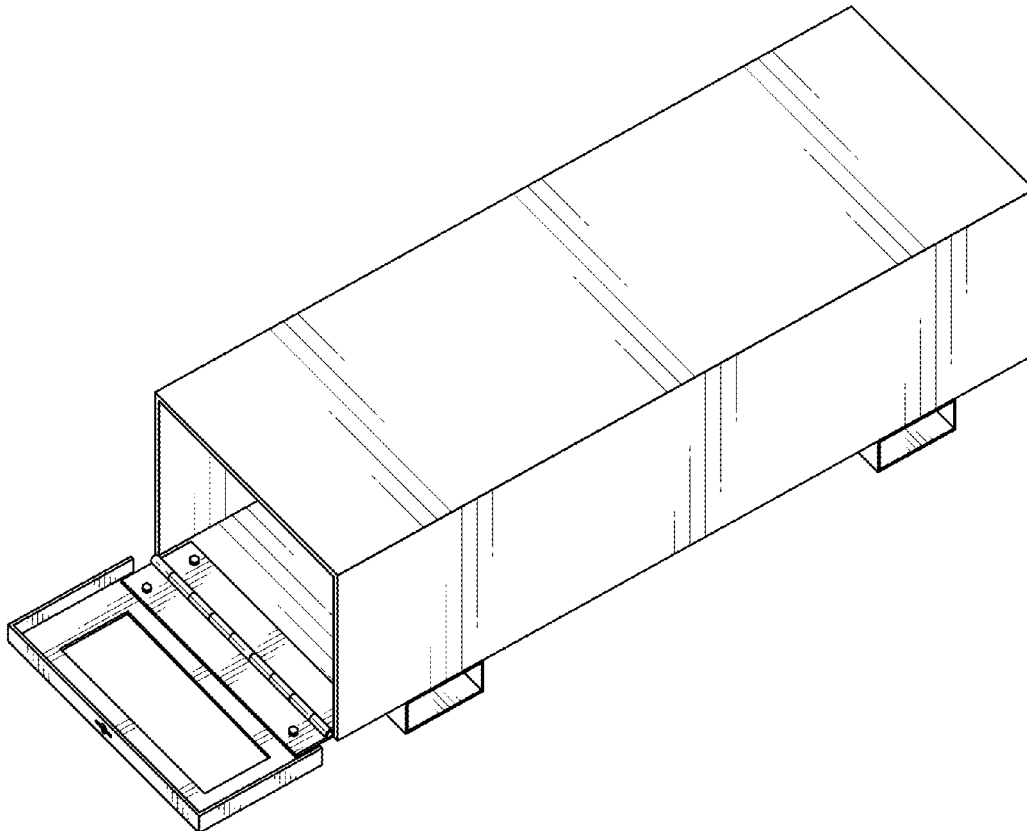
FIG. 1 is a top and side perspective view of a sheath for dual power/data pack with wrist computer/phone, in a closed position, showing a new design;  
FIG. 2 is a top and side perspective view in an open position thereof;  
FIG. 3 is a front view in an open position thereof;  
FIG. 4 is a back view thereof;  
FIG. 5 is a right side view thereof;  
FIG. 6 is a left side view thereof;  
FIG. 7 is a top view in an open position thereof; and,  
FIG. 8 is a bottom view in an open position thereof.

(56) **References Cited**

**U.S. PATENT DOCUMENTS**

D676,448 S *	2/2013	Gorman	.....	D14/440
D764,476 S *	8/2016	Gleason, III	.....	D14/440

**1 Claim, 5 Drawing Sheets**



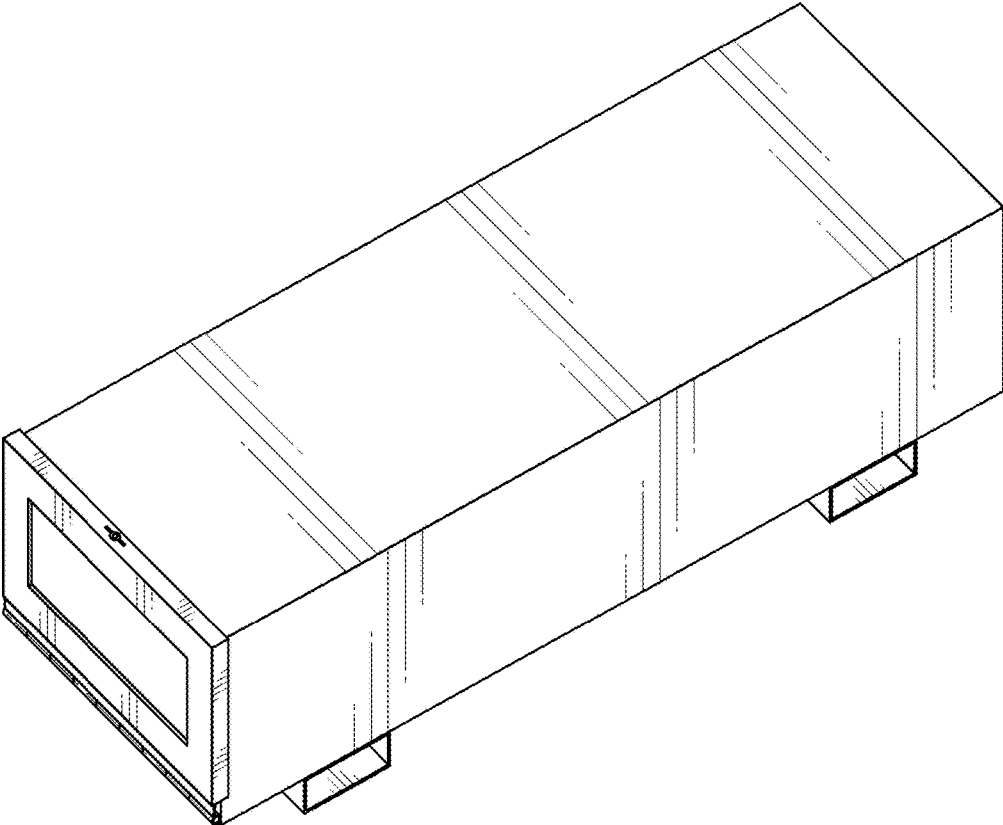


FIG. 1

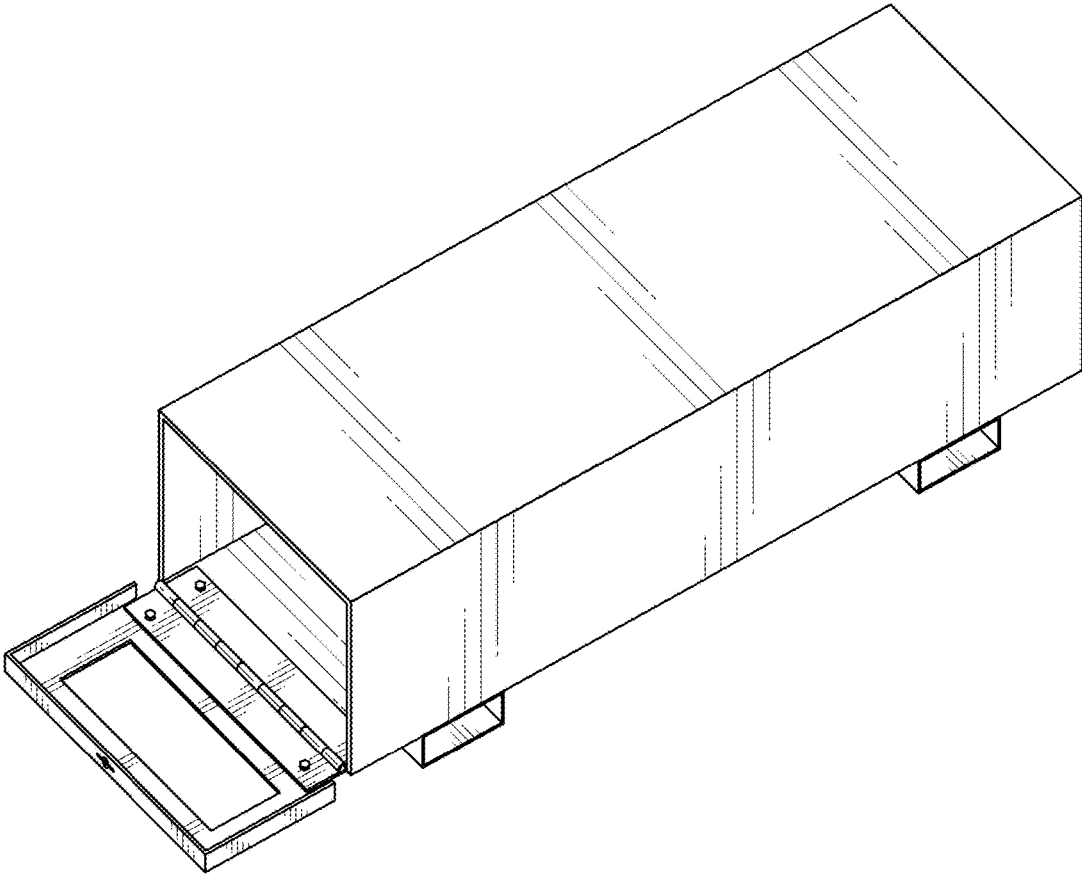


FIG. 2

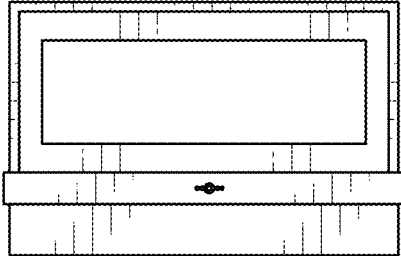


FIG. 3

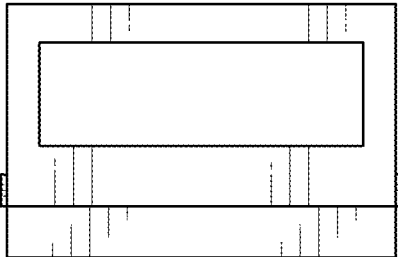


FIG. 4

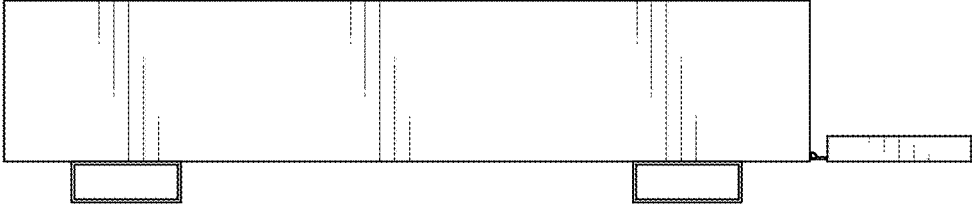


FIG. 5

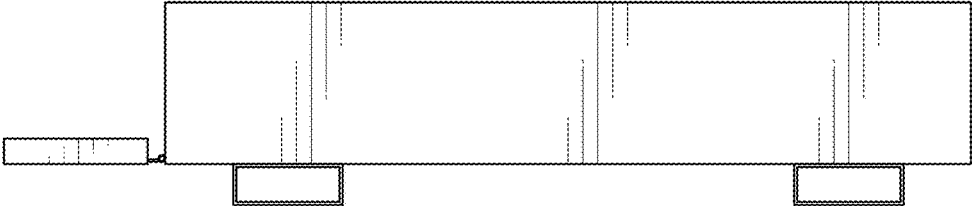


FIG. 6




FIG. 7

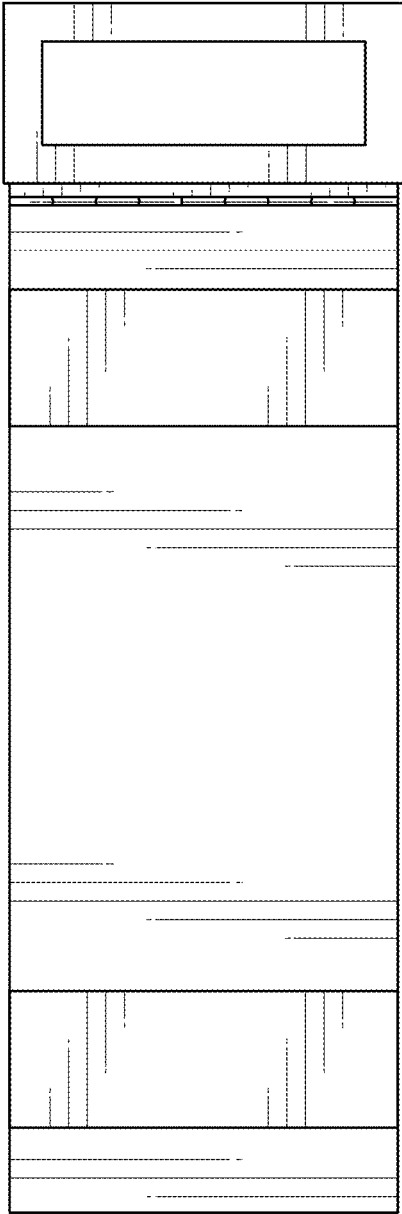


FIG. 8